

# JO Level 2-5 State Championships

## Meet Results





Mar 22-23, 2014

Page: 1  
Printed: 3/31/2014 4:26:02 PM

Women / 4 / 12+

Session: All

Judge's Signatures

Rank	Num	Name	Gym					AA
1	4047	Kate Felag	EB	9.050 3	8.850 4T	<b>8.700</b> 1	<b>9.100</b> 1T	<b>35.700</b> 1
2	4030	Caroline Krekorian	New Gen	9.375 2	8.525 9	8.675 2	9.000 4T	35.575 2
3	4049	Anna Harrington	DB	<b>9.600</b> 1	8.250 10	8.075 12	9.000 5T	34.925 3
4	4018	Alaina Ford	PFG	8.600 6T	<b>9.075</b> 1	8.600 4	8.600 8T	34.875 4
5	4054	Savannah Kelley	AH	8.550 9T	8.750 6	8.475 5	8.950 6	34.725 5
6	4003	Delaney Moffat	WDGA	8.475 13	8.625 7	8.400 6	9.100 2T	34.600 6
7	4039	Madison Stack	GEMS	8.500 12	8.600 8	8.650 3	8.575 10	34.325 7
8	4002	Carleigh Lefebvre	WDGA	8.600 7T	9.000 2T	8.150 10T	8.475 11T	34.225 8
9	4050	Lia Dietrich	DB	8.550 10T	8.850 5T	8.150 11T	8.600 9T	34.150 9
10	4043	Julia Hanlon	ENVY	8.850 4	8.175 11T	7.850 13	9.025 3	33.900 10
11	4009	Kaitlyn Mactavish	RBG	8.600 8T	9.000 3T	8.325 7	7.950 14	33.875 11
12	4055	Arianah Pierce	AH	8.550 11T	8.175 12T	8.175 9	8.775 7	33.675 12
13	4007	Sydney Anderson	SCMC	8.650 5	7.950 13	8.225 8	8.475 12T	33.300 13
14	4006	Annie Celico	SCMC	0.000 14	7.350 14	7.325 14	8.250 13	22.925 14