

JO Level 2-5 State Championships

Meet Results





Mar 22-23, 2014

Page: 1
Printed: 3/31/2014 4:25:58 PM

Women / 4 / 7-9

Session: All

Judge's Signatures

Rank	Num	Name	Gym					AA
1	4021	Emily Ford	PFG	9.350 1	9.450 1	9.525 1	9.600 1	37.925 1
2	4022	Julia Eunis	PFG	9.300 2	9.325 2	8.800 8T	9.100 3T	36.525 2
3T	4029	Grace Carr	OSSG	9.200 4*	8.900 8	9.050 5T	9.175 2	36.325 3T
4T	4070	Anya Betts	AH	9.200 3*	9.100 6	8.925 7	9.100 4T	36.325 4T
5	4067	Shaye Robinson	AH	9.100 5	9.000 7	9.100 4	9.100 5T	36.300 5
6	4072	Hannah Santos	AH	8.900 6	9.125 5	9.175 2T	9.075 6	36.275 6
7	4073	Olivia Priest	AH	8.850 7T	9.175 3T	9.050 6T	8.925 9	36.000 7
8	4020	Kathryn Koness	PFG	8.425 12	8.850 9	9.175 3T	8.875 10	35.325 8
9	4071	Talia Wandyes	AH	8.350 14	9.175 4T	8.600 11	8.950 7T	35.075 9
10	4035	Anna Coutu	New Gen	8.450 11	8.800 10T	8.800 9T	8.950 8T	35.000 10
11	4074	Sophia Gorriaran	AH	8.675 9	8.800 11T	8.400 13	8.525 12	34.400 11
12	4069	Ashley Conroy	AH	8.850 8T	8.350 13	8.350 14	8.675 11	34.225 12
13	4066	Kylie Vartanian	AH	8.400 13	8.550 12	8.725 10	8.450 13	34.125 13
14	4076	Caitlin Conroy	AH	8.550 10	8.325 14	8.025 16	7.900 15	32.800 14
15	4015	Lia Kelvington	RBG	8.300 15	8.125 15	8.100 15	8.050 14	32.575 15
16	4075	Jenna Garvey	AH	8.150 16	7.400 16	8.500 12	7.600 16	31.650 16