

JO Level 2-5 State Championships

Team Results





Mar 22-23, 2014

Page: 1

Printed: 3/31/2014 5:06:27 PM

Women / 3 / All Ages

Session: All

Rank	Gym	Team	Score				
1	OSSG	Y	187.925	47.275 1	46.650 1	46.100 1	47.900 1
2	EB	Y	186.575	46.825 3	46.275 2	46.000 2	47.475 2
3	AH	Y	184.175	47.175 2	45.950 3	44.250 3	46.800 3
4	DB	Y	178.925	45.650 5	44.875 4	43.275 4	45.125 4
5	New Gen	Y	176.925	46.000 4	43.750 5	42.125 6	45.050 5
6	SCMC	Y	172.850	45.375 6	40.975 6	42.625 5	43.875 6